


# PIBC Half Cut

**Monofacial**  
**420~450W**

SN(420~450W)-108MH

M10 P type IBC half cut module



## KEY FEATURES

- 

**M10 non-busbar back contact technology**  
P type back contact cells technology, 0 busbar, more generation area and higher efficiency.
- 

**PIBC Super high efficiency cells**  
The P type IBC cells efficiency is higher than 25%.
- 

**Market-leading reliability**  
No Z shape busbar welding, improve the anti-cracking ability, less micro-crack of cells
- 

**Outstanding performance**  
Super high power, less BOS cost and higher module yield guarantee
- 

**Suitable for distributed projects**  
Elegant appearance, suitable for distributed power station, perfect apply to rooftop architectural aesthetics

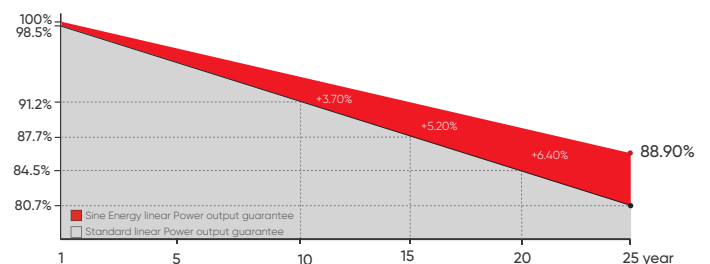
## CERTIFICATION

IEC61215 | IEC61730 | IEC 61701 | CE | INMETRO  
ISO 9001  
2015 Quality Management System  
ISO 14001  
2015 Environmental Management System  
ISO45001  
2018 Occupational Health and Safety Management System



## INDUSTRY LEADING WARRANTY

- 12 years** Guarantee on product material and workmanship
- 25 years** Linear power output warranty



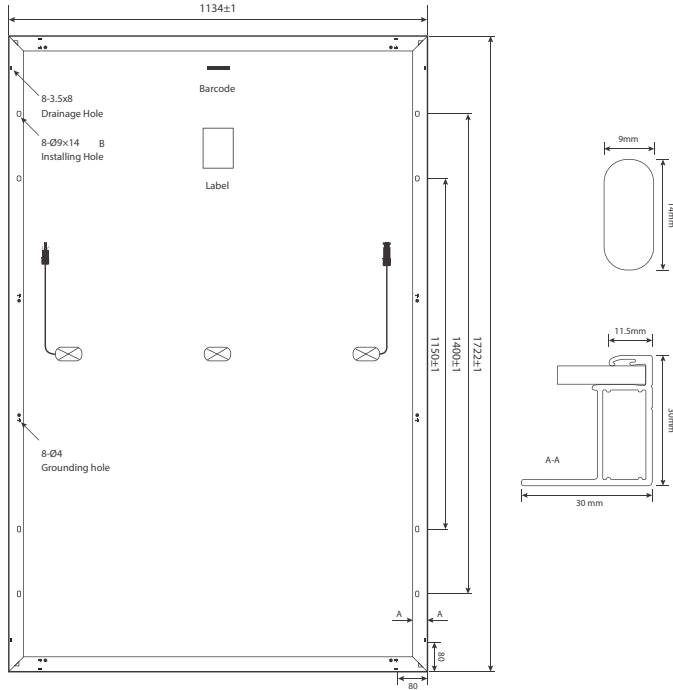
# SN(420~450W)-108MH

Weight  
**20.8kg**

Number of Cells  
**108pcs(18\*6)**

Module Size  
**1722\*1134\*30mm**

Packing  
**36pcs/pallet, 936pcs/40HQ**



## MECHANICAL SPECIFICATIONS

Solar Cell Type	182×91mm
Glass	3.2mm tempered, high transmission ART coating
Back Sheet	White KPF
Frame	Black Anodized Aluminium Alloy
Junction Box	IP68
No. of Diodes	3pcs
Output Cable	4.0mm <sup>2</sup> ,±400mm (custmized available)
Connector	MC4 Compatible (MC4 Original optional)
Wind/Snow Load	2400pa/5400pa

## TEMPERATURE COEFFICIENT

Nominal Operating Cell Temp(NOCT)	45±2 C
Temperature Coefficient of ISC	0.050% C
Temperature Coefficient of VOC	-0.23% C
Temperature Coefficient of Pmax	-0.29% C
Operational Temperature	-40~+85 C
Maximum System Voltage	1500V DC(IEC)
Maximum Series Fuse Rating	25A

## ELECTRICAL SPECIFICATION (STC)

	420W	425W	430W	435W	440W	445W	450W
Maximum Power -Pmax(W)	420W	425W	430W	435W	440W	445W	450W
Maximum Power Voltage-Vmp(V)	32.44V	32.64V	39.13V	32.84V	33.24V	33.44V	33.64V
Maximum Power Current-Imp(A)	12.95A	13.03A	13.10	13.17A	13.24A	13.31A	13.38A
Open Circuit Voltage -Voc(V)	38.73V	38.93V	39.13V	33.04V	39.53V	39.73V	39.93V
Short Circuit Current-Isc(A)	14.00A	14.07A	14.15A	14.22A	14.30A	14.37A	14.45A
Module Efficiency(STC) -ηm(%)	21.5%	21.8%	22.0%	22.3%	22.5%	22.8%	23.0%
Power output tolerance(W)	0~+5W						

STC:Irradiance:1000W/m<sup>2</sup>, Module Temperature:25°C,Air Mass:1.5

## Electrical Specification (NOCT)

	314W	318W	321W	325W	329W	332W	336W
Maximum Power -Pmax(W)	314W	318W	321W	325W	329W	332W	336W
Maximum Power Voltage-Vmp(V)	29.60V	29.78V	29.97V	30.15V	30.33V	30.51V	30.7V
Maximum Power Current-Imp(A)	10.60A	10.67A	10.72A	10.78A	10.85A	10.90A	10.95A
Open Circuit Voltage -Voc(V)	36.36V	36.55V	36.74V	36.93V	37.11V	37.30V	37.49V
Short Circuit Current-Isc(A)	11.31A	11.36A	11.43A	11.49A	11.55A	11.61A	11.67A

NOCT:Irradiance:800W/m<sup>2</sup>, Ambient Temperature:20°C,Air Mass:1.5,Wind Speed:1m/s

## I-V Curve

