

SATURN 6

ReneSola

MONO-FACIAL MODULE

RS6-535~555M-E3

P-Type /Positive power tolerance of 0~+3%/Max module efficiency 21.48%

- Suitable for ground power plants and distributed projects
- Advanced module technology delivers superior module efficiency
 - Gallium-doped Wafer · Non destructive cutting · MBB half-cut
- Excellent power generation performance
 - Excellent IAM and Weak light response · Low temperature ratings
 - 0.55% linear Power decline
- High module quality ensures long-term reliability
 - Strict selected material · Advanced technology · Leading standard

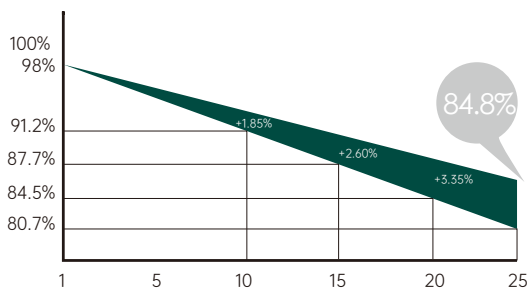


Complete System
and IEC Product Certification

IEC 61215(2016), IEC 61730(2016) ISO9001:
2015:Quality Management System ISO14001:
2015:Environment Management System
ISO45001:2018:Occupational Health
and Safety Management System

12-year 
Material &
Workmanship

25-year 
Linear Power
Output

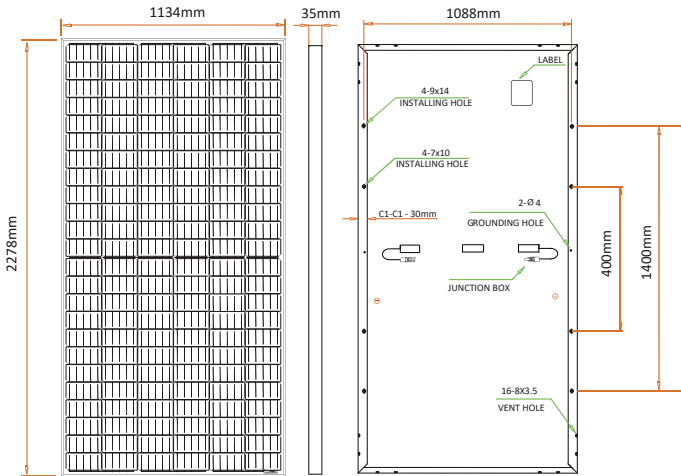


25-Year excess linear power output warranty

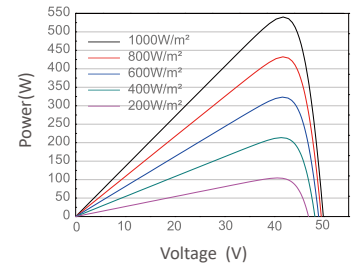
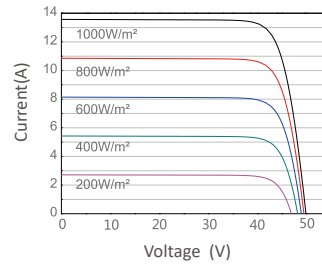


RS6-535~555M-E3

MONO-FACIAL MODULE



Drawing Only for Reference



Electrical Characteristics STC	RS6-535M-E3	RS6-540M-E3	RS6-545M-E3	RS6-550M-E3	RS6-555M-E3
Maximum Power (Pmax)	535W	540W	545W	550W	555W
Power Tolerance	0~+5W	0~+5W	0~+5W	0~+5W	0~+5W
Module Efficiency	20.71%	20.90%	21.10%	21.29%	21.48%
Maximum Power Current (Imp)	12.90A	12.97A	13.04A	13.12A	13.19A
Maximum Power Voltage (Vmp)	41.50V	41.65V	41.80V	41.95V	42.10V
Short Circuit Current (Isc)	13.78A	13.85A	13.92A	13.98A	14.04A
Open Circuit Voltage (Voc)	49.35V	49.50V	49.65V	49.80V	49.95V

Values at Standard Test Conditions STC (AM1.5, Irradiance 1000W/m², Cell Temperature 25°C)

Electrical Characteristics NMOT	RS6-535M-E3	RS6-540M-E3	RS6-545M-E3	RS6-550M-E3	RS6-555M-E3
Maximum Power (Pmax)	399.9W	403.6W	407.4W	411.1W	414.8W
Maximum Power Current (Imp)	10.38A	10.43A	10.49A	10.56A	10.61A
Maximum Power Voltage (Vmp)	38.55V	38.69V	38.83V	38.97V	39.11V
Short Circuit Current (Isc)	11.14A	11.20A	11.25A	11.31A	11.35A
Open Circuit Voltage (Voc)	46.40V	46.54V	46.68V	46.82V	46.97V

NMOT (Nominal module operating temperature), Irradiance of 800W/m², AM1.5, Ambient Temperature 20 °C, wind Speed 1m/s.

Mechanical Characteristics

Cell Type	MonoP-Type, 182x182(±1)mm, 144(6x24)Half-Cut cells
Glass	3.2mm, High Transmission, Low Iron, Tempered Glass
Frame	Anodized Aluminum Alloy
Junction Box	IP68 Rated, With Bypass Diodes
Dimension	2278x1134x35mm
Output Cable	4 mm ² (EU), 300 mm, length can be customized
Weight	29kg
Installation Hole Location	See Drawing Above

Packing Information

Container	40' HQ
Pallets per Container	20
Pieces per Container	640

Characteristics

Temperature Coefficient of Voc	-0.27%/°C
Temperature Coefficient of Isc	+0.048%/°C
Temperature Coefficient of Pmax	-0.35%/°C
Nominal Operating Cell Temperature (NOCT)	45°C ± 2°C

Remark: Electrical data in this catalog do not refer to a single module and they are not part of the offer. They only serve for comparison among different module types.

Maximum Ratings

Operating Temperature	-40°C ~ +85°C
Maximum System Voltage	1500VDC
Maximum Series Fuse Rating	30A

