

# SATURN 6

# ReneSola

## BIFACIAL MODULE WITH DUAL GLASS

# RS6-535~555MBG-E3

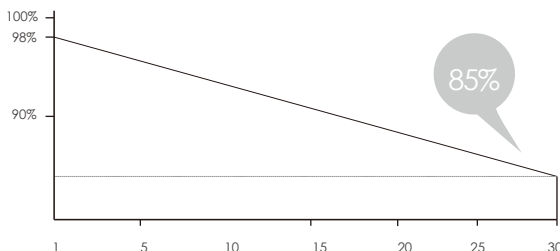
P-Type /Positive power tolerance of 0~+3%/Max module efficiency 21.48%

- Suitable for ground power plants and distributed projects
- Advanced module technology delivers superior module efficiency
  - Gallium-doped Wafer · Non destructive cutting · MBB half-cut
- Excellent power generation performance
  - Excellent IAM and Weak light response · Low temperature ratings
  - 0.45% linear Power decline
- High module quality ensures long-term reliability
  - Strict selected material · Advanced technology · Leading standard
- Ultra-hydrophilic self-cleaning coating techniques



Complete System  
and IEC Product Certification

IEC 61215(2016), IEC 61730(2016) ISO9001:  
2015:Quality Management System ISO14001:  
2015:Environment Management System  
ISO45001:2018:Occupational Health  
and Safety Management System

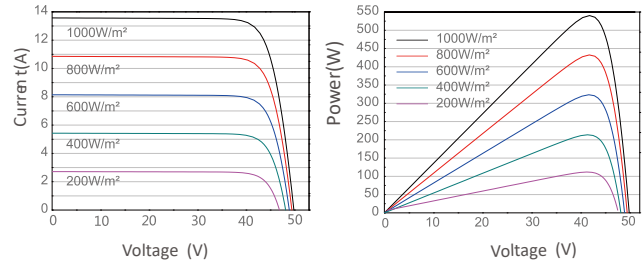
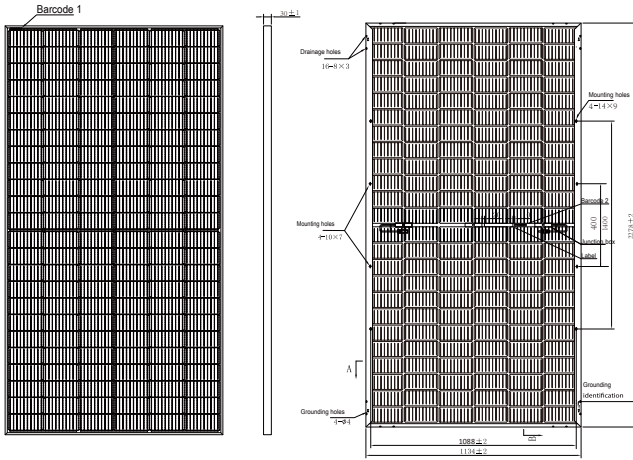


30-Year excess linear power output warranty



## RS6-535~555MBG-E3

BIFACIAL MODULE WITH DUAL GLASS



Electrical Characteristics STC	RS6-535MBG-E3	RS6-540MBG-E3	RS6-545MBG-E3	RS6-550MBG-E3	RS6-555MBG-E3
Maximum Power (Pmax)	535W	540W	545W	550W	555W
Power Tolerance	0~+5W	0~+5W	0~+5W	0~+5W	0~+5W
Module Efficiency	20.71%	20.90%	21.10%	21.29%	21.48%
Maximum Power Current (Imp)	12.90A	12.97A	13.04A	13.12A	13.19A
Maximum Power Voltage (Vmp)	41.50V	41.65V	41.80V	41.95V	42.10V
Short Circuit Current (Isc)	13.78A	13.85A	13.92A	13.98A	14.04A
Open Circuit Voltage (Voc)	49.35V	49.50V	49.65V	49.80V	49.95V

Values at Standard Test Conditions STC(AM1.5, Irradiance 1000W/m², Cell Temperature 25°C)

Electrical Characteristics NOCT	RS6-535MBG-E3	RS6-540MBG-E3	RS6-545MBG-E3	RS6-550MBG-E3	RS6-555MBG-E3
Maximum Power (Pmax)	399.9W	403.6W	407.4W	411.1W	414.8W
Maximum Power Current (Imp)	10.38A	10.43A	10.49A	10.56A	10.61A
Maximum Power Voltage (Vmp)	38.55V	38.69V	38.83V	38.97V	39.11V
Short Circuit Current (Isc)	11.14A	11.20A	11.25A	11.31A	11.35A
Open Circuit Voltage (Voc)	46.40V	46.54V	46.68V	46.82V	46.97V

NOCT, Irradiance of 800W/m², AM1.5, Ambient Temperature 20 °C, wind Speed 1m/s.

Electrical Characteristics with 21% rear side power gain	RS6-535MBG-E3	RS6-540MBG-E3	RS6-545MBG-E3	RS6-550MBG-E3	RS6-555MBG-E3
Maximum Power (Pmax)	647W	653W	659W	666W	672W
Maximum Power Current (Imp)	15.61A	15.69A	15.78A	15.88A	15.96A
Maximum Power Voltage (Vmp)	41.50V	41.65V	41.80V	41.95V	42.10V
Short Circuit Current (Isc)	16.67A	16.76A	16.84A	16.92A	16.99A
Open Circuit Voltage (Voc)	49.35V	49.50V	49.65V	49.80V	49.95V

### Mechanical Characteristics

Cell Type	MonoP-Type,182x182(±1)mm,144(6x24)Half-Cut cells
Glass	2mm+2mm,High Transmission,Low Iron, Tempered Glass
Frame	Anodized Aluminum Alloy
Junction Box	IP68 Rated, With Bypass Diodes
Dimension	2278×1134×30mm
Output Cable	4 mm2 (EU),1200mm
Weight	32.8kg
Installation Hole Location	See Drawing Above

### Packing Information

Container	40' HQ
Pallets per Container	20
Pieces per Container	720

### Characteristics

Temperature Coefficient of Voc	-0.27%/°C
Temperature Coefficient of Isc	+0.04%/°C
Temperature Coefficient of Pmax	-0.35%/°C
Nominal Operating Cell Temperature (NOCT)	45°C±2°C

Remark:Electrical data in this catalog do not refer to a single module and they are not part of the offer.They only serve for comparison among different module types.

### Maximum Ratings

Operating Temperature	-40°C~+85°C
Maximum System Voltage	1500VDC
Maximum Series Fuse Rating	25A

